

CHARACTERISTICS OF LABORATORY-CONFIRMED CASES OF COVID-19



20,590 LABORATORY-CONFIRMED CASES

2,054 TOTAL HOSPITALIZATIONS

259,232 TOTAL TESTED

714 COVID-19 DEATHS

CLINICAL AND EPIDEMIOLOGIC CHARACTERISTICS



In ICU	623
On Mechanical Ventilation	371

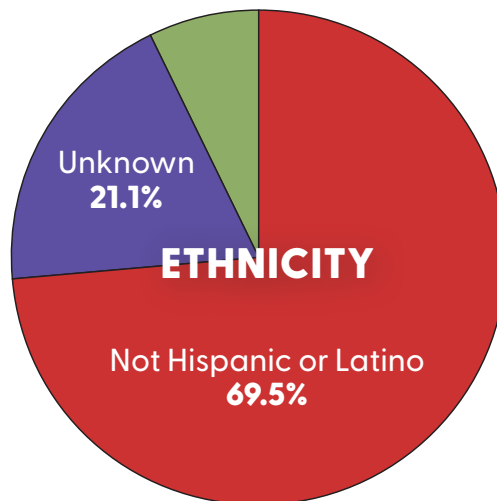
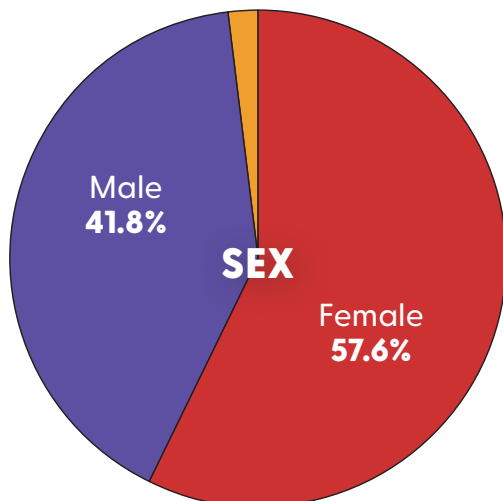
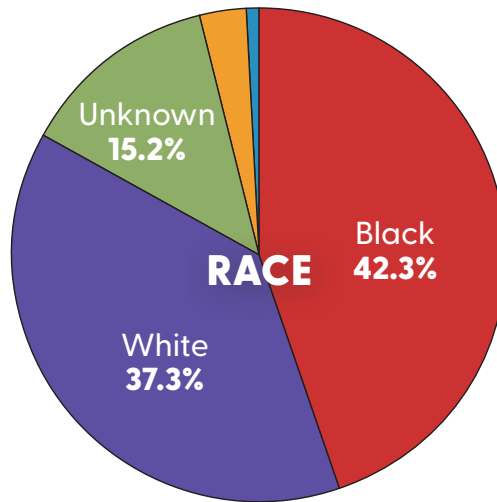
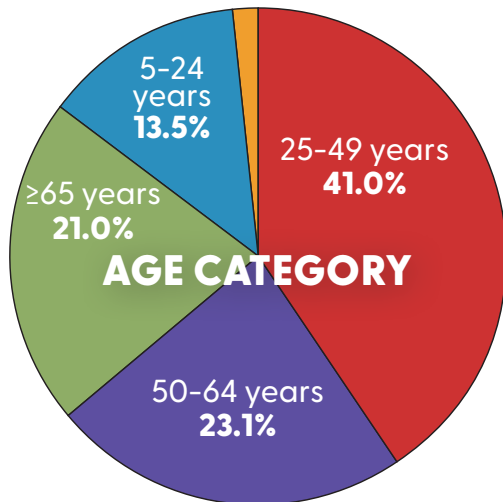


Healthcare Worker (Hospitals and doctor's offices)	2,418
---	-------



Long-Term Care Facility Employee	1,109
Long-Term Care Facility Resident	1,817

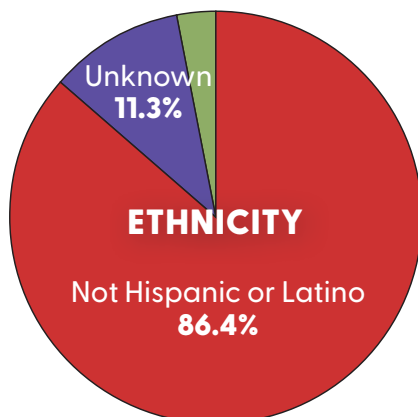
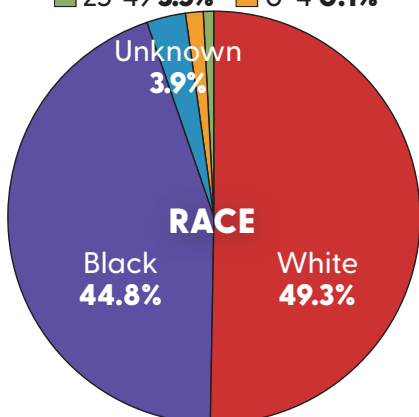
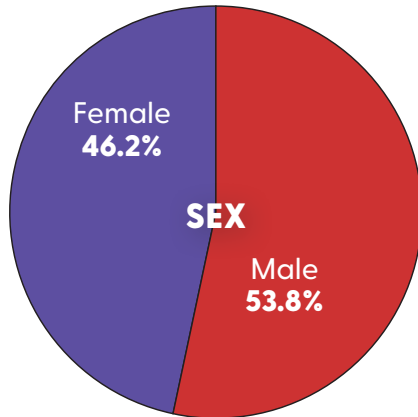
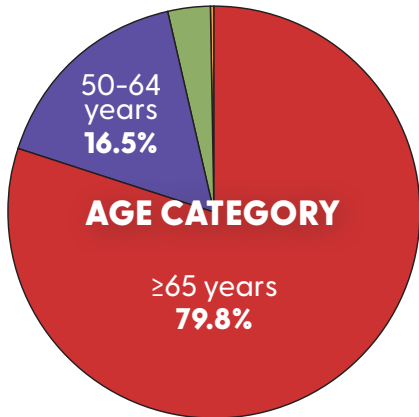
DEMOGRAPHIC CHARACTERISTICS



LABORATORY-CONFIRMED COVID-19 CASE CHARACTERISTICS



DEMOGRAPHIC CHARACTERISTICS OF LABORATORY-CONFIRMED COVID-19 CASES WHOSE DEATH HAS BEEN VERIFIED



Other Race 1.3% Asian 0.7% Hispanic or Latino 2.2%

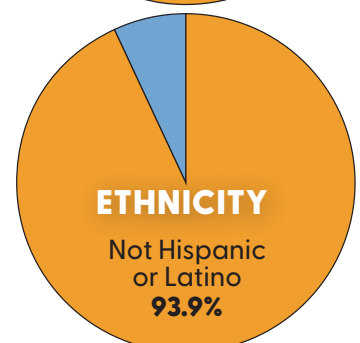
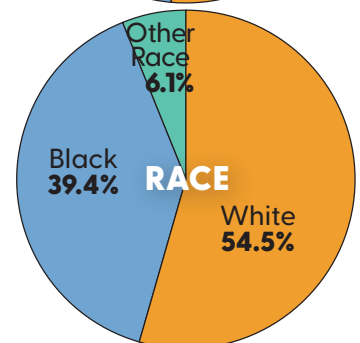
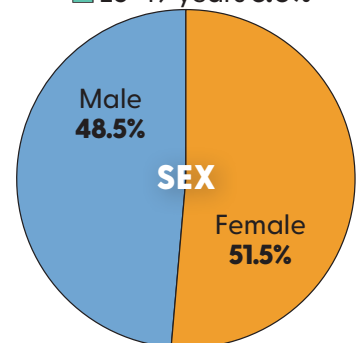
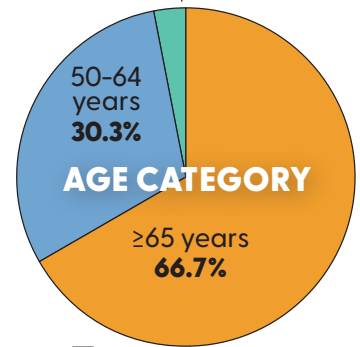
UNDERLYING MEDICAL CONDITIONS FOR LABORATORY-CONFIRMED COVID-19 CASES WHOSE DEATH HAS BEEN VERIFIED

UNDERLYING MEDICAL CONDITIONS	LABORATORY-CONFIRMED COVID-19 CASES	Percentage
Cardiovascular Disease	463	64.8%
Chronic Liver Disease	24	3.4%
Chronic Lung Disease	173	24.2%
Chronic Renal Disease	192	26.9%
Diabetes Mellitus	275	38.5%
Immunocompromised Condition	127	17.8%
Multiple Underlying Medical Conditions	395	55.3%
None	33	4.6%
Currently Pregnant	0	0.0%

DEATHS WITH NO UNDERLYING CONDITIONS

TOTAL NUMBER: 33
TOTAL COVID-19 DEATHS: 714

AGE IN YEARS
Median: 71 | Range: 48-96



Hispanic or Latino 6.1%

Some patients may have more than one high risk health condition.

As of 6/8/20 at 10:30am - Updated daily